

Invacare® Uni-Recliners



Yes, you can.™

Invacare® Uni-Recliners deliver outstanding value, durability and comfort in health care chairs and recliners. Our Mobile Recumbent Chairs (MRC) provide exceptional support and comfort in a recliner. The Mobile Treatment Chair (MTC) is especially suited for clinical needs, and our Mobile Positioning Chairs (MPC) are designed to meet the needs of residents requiring optimal positioning. Regardless of your need, Invacare Uni-Recliners are ideal for a range of long-term care and clinical seating applications. They're rugged, easy-to-clean and perform a variety of functions safely and effectively, making them an outstanding choice for you and your residents.

Mobile Recumbent Chairs (MRC)

Invacare's line of Mobile Recumbent Chairs (MRC) offers two models that each deliver exceptional value and performance. These recliners provide maximum comfort, three seating positions with positive locking and a self-storing over-lap tray. The Traditional Three-Position Recliner is loaded with features and built to last, making it an outstanding value among recliners. The Premier Three-Position Recliner offers total comfort with wide padded arms and upholstered side panels.



Traditional Three-position Recliner (Model No. 6905A)



Premier Three-position Recliner (Model No. 6907A)

Mobile Treatment Chairs (MTC)

Mobile Treatment Chairs (MTC) are utilized in a variety of clinical settings. The Invacare Clinical Recliner can be used throughout hospitals and alternate site facilities, and is especially suited for dialysis, blood collection, oncology and outpatient clinics. It provides the comfort and support needed for prolonged sitting, as well as side table extensions on both sides of the chair and instant Trendelenburg 'shock' positioning with the pull of a trigger.



Clinical Recliner (Model No. 6908A)

Mobile Positioning Chairs (MPC)

Mobile Positioning Chairs are designed to meet the needs of patients who requires support and positioning. Invacare's four models of the HTR tilt and recline chairs can easily be configured with accessories to fit the specific needs of the patient. These chairs are durable, yet provide superior comfort, and support and positioning. Our line of HTR chairs features models that come with tilt and recline, adjustable arms, adjustable seat depth and fold-down backs to assist with transfers. These chairs are perfect for ease of use for the caregiver and meeting the specific needs of the patient who requires support and positioning.



HTR 3000 (Model No. HTR3000)



HTR 3500 (Model No. HTR3500)



HTR 5000 (Model No. HTR5000)



HTR 5500 (Model No. HTR5500)

Traditional Three-Position Recliner

Model no. 6905A

Loaded with features and built to last, the Traditional Three-Position Recliner is an outstanding value among recliners. It provides residents with the comfort and support they need, at an exceptional price.

Highlights

- Durable no-gap side panels are securely attached and won't snag clothing or skin
- Removable over-lap tray with easy one-button operation
- Full-length arm pads with scuff guard protection



A Recliner easily adjusts for upright sitting. **B** Elevated leg or **C** full recline.

FEATURES

- Neutral isolate gray frame color
- Three simple adjustment positions from upright to full recline are easily secured with the position lock bar
- Durable 48-mil, high-strength vinyl upholstery is easy to clean and maintain
- Thick, low-density soft foam provides maximum comfort
- Over-lap tray locks in a variety of positions and features a concave design to keep liquids on the tray
- Two easy-roll 5" fixed front casters and two 5" total locking rear swivel casters provide easy maneuvering
- Recliner mechanism is guarded for added safety
- Available in six colors - horizon blue, rose mauve, dark aqua, burgundy, grotto and blueridge
- Foam and vinyl meet California Flammability Standard 117 and Boston Fire Department Specifications

Specifications

Overall height	45.5"
Overall width	24"
Overall depth upright	43"
Overall depth recline	66"
Seat width	18.75"
Seat depth	20"
Seat-to-back height	27"
Seat-to-floor height	18.5"
Range of angle of seat (from the horizontal axis)	11 - 35°
Range of angle of back (from the vertical axis)	28 - 51°
Overall tray width & length	23.25" x 18"
Weight capacity	250 lb.
Product weight	89 lb.
Shipping weight	102 lb.
Carton dimensions L x W x H	42.25" x 29.75" x 31.25"
Warranty on chair	3 years
Warranty on upholstery	1 year

Accessory

Model no. 6911

- The deluxe headrest is available in matching colors
- Headrest is easy to adjust and provides comfort and support



Available Upholstery Colors



#25 Horizon Blue

#28 Rose Mauve

#35 Dark Aqua

#36 Burgundy

#37 Grotto

#38 Blueridge

Premier Three-Position Recliner

Model no. 6907A

The Premier Three-Position Recliner provides excellent comfort, positioning and support. The recliner easily adjusts for upright sitting, elevated leg or full recline, and can be quickly secured with the position lock bar.

Highlights

- Wide, full-length padded arm pads with clear vinyl protection
- Soft-padded, vinyl upholstered side panels are securely attached flush to the recliner for a smooth surface to protect against skin shear
- Self-storing tray easily folds out of the way
- Metal wheel covers



A Upright, seated position **B** Easily adjusts to a full recline **C** Self-storing tray can be locked in one of several positions

FEATURES

- Neutral isolate gray frame color
- Three simple adjustment positions from upright to full recline are easily secured with the position lock bar
- Articulating headrest increases comfort and aids in head and neck position
- Durable 48-mil, high-strength vinyl upholstery is easy to clean and maintain
- Spring-supported seat with low-density soft foam provides maximum comfort
- Over-lap tray locks in a variety of positions and features a concave design to keep liquids on the tray
- Two easy-roll 5" fixed front casters and two 5" total locking rear swivel casters provide easy maneuvering
- Recliner mechanism is guarded for added safety
- Available in six colors - horizon blue, rose mauve, dark aqua, burgundy, grotto and blueridge
- Foam and vinyl meet California Flammability Standard I 17 and Boston Fire Department Specifications

Specifications

Overall height	45.5"
Overall width	27.5"
Overall depth upright	43"
Overall depth recline	66"
Seat width	18.75"
Seat depth	20"
Seat-to-back height	27"
Seat-to-floor height	18.5"
Range of angle of seat (from the horizontal axis)	12 - 38°
Range of angle of back (from the vertical axis)	29 - 47°
Overall tray width & length	23.25" x 18"
Weight capacity	250 lb.
Product weight	110 lb.
Shipping weight	135 lb.
Carton dimensions L x W x H	42.25" x 29.75" x 31.25"
Warranty on chair	3 years
Warranty on upholstery	1 year

Accessory

Model no. 6911

- The deluxe headrest is available in matching colors
- Headrest is easy to adjust and provides comfort and support



Available Upholstery Colors



#25 Horizon Blue



#28 Rose Mauve



#35 Dark Aqua



#36 Burgundy



#37 Grotto



#38 Blueridge

Clinical Recliner

Model no. 6908A

The Invacare Clinical Recliner is perfect for use throughout hospitals and alternate site facilities. It's especially suited for dialysis, blood collection, same-day surgery, EEK/EKG, extended care, oncology, outpatient clinic, emergency room, maternity and respiratory use.

Highlights

- Thick, closed-cell foam back and seat cushions are ergonomically contoured for maximum comfort and support during prolonged sitting
- Reclining back for optimal comfort is made easy by the gas spring cylinder
- Side trays operate easily to lock in upright position or lower out of the way



Trendelenburg Position

- Instant Trendelenburg 'shock' positioning is achieved with the pull of a trigger for fast response to emergencies

FEATURES

- Neutral isolate gray frame color
- Recline position can be adjusted by both the patient and caregiver
- Smartly positioned on the push handle, the recline lever allows for additional recline
- Durable 48-mil, high-strength vinyl upholstery is easy to clean and maintain
- Spring-supported seat virtually eliminates "bottoming out"
- Articulating headrest increases comfort and aids in head and neck position
- Elbow pads are mounted on the back to give support and comfort when the back is reclined
- Wide, full-length padded arm pads with clear vinyl protection
- Two 5" front swivel casters and two 5" total locking rear swivel casters with metal wheel covers provide optimal maneuvering
- Recliner mechanism is guarded for added safety
- Available in six colors - horizon blue, rose mauve, dark aqua, burgundy, grotto and blueridge
- Foam and vinyl meet California Flammability Standard I 17 and Boston Fire Department Specifications



A Seated position with side tables lowered **B** Partial recline with side tables extended
C Recline lever centered on push handle

Specifications

Overall height	50"
Overall width	30.25"
Overall depth upright	40"
Overall depth recline	77"
Seat width	21.25"
Seat depth	19.5"
Seat-to-back height	29.5"
Seat-to-floor height	20.5"
Range of angle of seat (from the horizontal axis)	17 - 33°
Range of angle of back (from the vertical axis)	28 - 85°
Overall tray width & length	10" x 14"
Weight capacity	250 lb.
Product weight	118 lb.
Shipping weight	138.5 lb.
Carton dimensions L x W x H	42.25" x 29.75" x 31.25"
Warranty on chair	3 years
Warranty on upholstery	1 year
Warranty on gas cylinder	1 year







Accessory

Model no. 6911

- The deluxe headrest is available in matching colors
- Headrest is easy to adjust and provides comfort and support



Available Upholstery Colors

	
#25 Horizon Blue	#28 Rose Mauve
	
#35 Dark Aqua	#36 Burgundy
	
#37 Grotto	#38 Blueridge

HTR Tilt and Recline Chairs

Invacare's HTR tilt and recline chairs provide your patients with exceptional comfort, positioning and support. Each model in the HTR line of chairs is built to last, and is easy to adjust and maintain. They can also be configured with a number of accessories, making them an excellent value for any long-term care facility that requires optimal positioning for patient care.

HTR Standard Features*

- Tilt adjustment (0° - 35°) for greater positioning
- Recline adjustment (95° to 125°) for improved positioning
- Fold-down back facilitates transfers and personal grooming
- Sliding seat lock for easy seat-depth adjustment (16" - 20")
- Flip-back adjustable height arms (7.5" - 12.5")
- Available in frame widths of 16" or 18"
- Available in three colors: mauve, grotto and blueberry

HTR 3000, HTR 5000 Options

- Three styles of front riggings (Model Nos. HRA92, HRA93, HRA95)

HTR 5000, HTR 5500 Options

- 20" seat-to-floor height option with 20" rear wheel and 6" front caster
- Width reduction of 4" utilizing 12" rear wheels with flat free inserts

* See back page for HTR specifications

Available Upholstery Colors



#427 Blueberry



#425 Mauve



#426 Grotto



HTR 3000 Features

Model no. HTR3000

- Three swivel-locking and one directional-locking 5" casters
- Sliding seat pan for use with pressure-relief cushions



HTR 3500 Features

Model no. HTR3500

- Three swivel-locking and one directional-locking 5" casters
- Contoured seat cushion
- Head wings
- Contoured headrest
- Lap tray
- One-piece elevating footboard



HTR 5000 Features

Model no. HTR5000

- 24" rear wheels and 8" casters
- Seat pan for use with pressure-relief cushions



HTR 5500 Features

Model no. HTR5500

- 24" rear wheels and 8" casters
- Contoured seat cushion
- Head wings
- Contoured headrest
- Lap tray
- One-piece elevating footboard

HTR Accessories

Substitute XX in part numbers below with number corresponding to your color choice: 25-Mauve, 26-Grotto and 27-Blueberry. Part numbers for the accessories include the hardware kits to attach to the chairs



Headrest Extension
(Option No. HRA1)
(Part No. 460069XX)
Dimensions 6" x 15"
Adjustment Range 3"
Hardware included



4" Abduction Pommel
(Option No. HRA2)
(Part No. 460070XX)
Hardware included
Not available on
HTR3000/5000



2" Side Bolsters (Pair)
Option No. HRA10
Part No. 450148XX
Dimensions 6" x 15"
Reduces seat width



Lateral Trunk Support (Pair)
(Option No. HRA20)
(Part No.:
1072292 – Mauve
1072299 – Grotto
1072300 – Blueberry)
Dimensions 4.5" x 6"
Adjustment Range 4"
Hardware included



Seat Positioning Strap
– Auto Style
(Option No. HRA30)
(Part No. 450149)
Hardware included



Adjustable Height IV Pole
(Option No. HRA35)
(Part No. 1072293)
Adjustment Range 35" to 61"
Hardware included



Standard Lap Tray
(Option No. HRA42)
(Part No. 460087 - 16")
(Part No. 460088 - 18")
Dimensions:
16" wide - 23" x 18"
18" wide - 23" x 20"
Standard on HTR3500
and HTR5500



Vinyl Tray Pad 1"
(Option No. HRA4CA)
(Part No. 460071XX - 16")
(Part No. 460072XX - 18")
Secures with Hook and
Loop Straps



Contoured Seat
Option No. HRA43
Part No. 450088-XX - 16"
Part No. 450089-XX - 18"
Standard on HTR3500 and
HTR5500



Headwings (Pair)
(Option No. HRA44)
(Part No.:
1072294 – Mauve
1072301 – Grotto
1072302 – Blueberry)
Dimensions 7" x 11.5"
Adjustment Range 4"
Hardware included
Standard on HTR3500
and HTR5500



Winged Headrest
(Option No. HRA46)
(Part No. 450127-XX)
Secures with hook and
loop straps



Contoured Headrest
(Option No. HRA47)
(Part No. 450094-XX - 16")
(Part No. 450095-XX - 18")
Secures with hook and
loop straps



Front Anti-Tippers (pair)
(Option No. HRA60)
(Part No. 460073)
Add 9" to chair depth



Footboard Pad
(Option No.:
HRA68-16 - 16")
HRA68-18 - 18")
(Part No. 450121 - 16")
(Part No. 450122 - 18")
Secures with hook and
loop straps



12" Wheel with Flat
Free Inserts
(Option No. HRA12)
Optional on HTR5000
and HTR5500
Width reduction of 4"



Swing Away Footrests
(Option No. HRA92)
5.5" Horizontal adjustment
5" Footboard adjustment
15" Total additional depth



Articulating Elevating
Leg Rest
(Option No. HRA95)
5.5" Horizontal adjustment
13" Total footboard
adjustment
29" Total additional depth



One-Piece Elevating Footboard
(Option No. HRA93)
5.5" Horizontal adjustment
7.5" Footboard adjustment
23" Total additional depth
Standard on HTR3500
and HTR5500



Yes, you can.™

HTR Specifications

Model Nos. HTR3000, HTR3500, HTR5000, HTR5500

	HTR3000	HTR3500	HTR5000	HTR5500
Overall height	50"	50"	50"	50"
Overall width	22"/24"	22"/24"	26"/28"	26"/28"
Overall depth upright	39"	57"	39"	57"
Overall depth recline	52"	69"	52"	69"
Seat width	16" or 18"	16" or 18"	16" or 18"	16" or 18"
Seat depth	16"-20"	16"-20"	16"-20"	16"-20"
Seat-to-back height	34"	31"	34"	31"
Seat-to-floor height	22"	22"	20" or 22"	20" or 22"
Tilt range	0 - 35°	0 - 35°	0 - 35°	0 - 35°
Recline range	95 - 125°	95 - 125°	95 - 125°	95 - 125°
Overall tray (WxL)	16" or 18" x 23.25"	16" or 18" x 23.25"	16" or 18" x 23.25"	16" or 18" x 23.25"
Weight capacity	250 lb.	250 lb.	250 lb.	250 lb.
Product weight (16/18 wide)	66 lbs./69 lbs.	98 lbs./101 lbs.	88 lbs./91 lbs.	105 lbs./108 lbs.
Shipping wieght (16/18 wide)	114 lbs./117 lbs.	146 lbs./149 lbs.	136 lbs./139lbs.	153 lbs./156 lbs.
Carton dimensions (LxVxH)	46" x 33" x 41.5"	46" x 33" x 41.5"	46" x 33" x 41.5"	46" x 33" x 41.5"
Warranty on chair	3years	3years	3years	3years
Warranty on upholstery	1 year	1 year	1 year	1 year

Invacare Corporation
www.invacare.com

USA

One Invacare Way
Elyria, Ohio
44036-2125
(800) 333-6900

Canada

Invacare Canada Inc.
570 Matheson Blvd E
Unit 8
Mississauga Ontario
L4Z 4G4 Canada

Invacare is a registered trademark and Yes, you can. is a trademark of Invacare Corporation. Specifications are subject to change without notification.

© 2002

Invacare Corporation
Form No. 02-067



HTR 5500 in full tilt position



HTR 5500 in full recline position



HTR 5500 in full tilt and recline position



"Invacare says 'Yes, you can,' and I couldn't have said it better myself."