



Invacare® Tarsys® Series Powered Seating Systems



Yes, you can.™



Invacare® Tarsys® 2GT™ Power Tilt Seating System



Invacare® Tarsys® 2GR™ Power Recline Seating System



Invacare® Tarsys® 2GTR™ Power Tilt and Recline Seating System



Invacare® Tarsys® PTO Seating System for 3G Storm Series®



Invacare® Tarsys® Elevating Seat for 3G Storm Series®



Invacare® Tarsys® PTO Seating System for Pronto™ R2



Invacare® Tarsys® Elevating Seat for Pronto™ R2

Table of Contents

2GT Power Tilt Seating System	4-5
2GR Power Recline Seating System	6-7
2GTR Power Tilt and Recline Seating System	8-10
Power Tilt Only (PTO)	11
PTO/Storm Series	12
PTO/Pronto _{R2}	13
Elevating Seat/Storm Series	14
Elevating Seat/Pronto _{R2}	15
Technical Advice	16

The Invacare® Tarsys® Series offers a full line of powered seating systems which are designed to provide solutions to consumers in need of tilt, recline or elevate.

From basic to fully modular systems, the Tarsys Series features advanced technology to provide the functionality and versatility you have come to expect from Invacare products.

Basic Powered Seating: Products designed for consumers whose seating needs can be satisfied with a basic tilt system. These individuals are not expected to have the future requirement of power recline, powered elevating legrests, or a ventilator tray.

- The Invacare Tarsys Power Tilt Only (PTO) system provides a simple, elegant and cost effective means of providing power tilt.

Fully Modular Seating: Products designed for consumers requiring multiple powered seating functions today or in the future.

- The Invacare Tarsys 2G Tilt/Recline system is unmatched. This system is modular and can expand to a combination tilt and recline from a single system. Many rehab accessories complement this system, including powered elevating legrests and an articulating ventilator tray. The 2G tilt, recline or combination systems (2GT, 2GR and 2GTR) interface with the most highly programmable electronic controls – the TAC and TRCM. These controls provide programs to support virtually any clinical and functional need operated through the joystick or via a multitude of other optional inputs.

Pediatric Powered Seating: Products designed to meet the needs of pediatric consumers in need of powered positioning and pressure relief.

- The Invacare Tarsys PTO is available on seat sizes as small as 12" x 12" on both the 3G Storm Series and Pronto R2 power wheelchairs.



Heavy-Duty Powered Seating: Products designed to meet the needs of consumers weighing up to 350 lb., and requiring tilt, recline or a combination system.

- The Invacare Tarsys 2GT, 2GR and 2GTR offer a heavy-duty package which is always combined with a heavy-duty Storm Series base. If/when a ventilator is added, the overall weight limit of the chair is reduced to a 285 lb. user.

Elevating Seat: Products designed to provide consumers with improved independence and assistance to perform daily living activities.

- The Invacare Tarsys Elevating Seat provides up to six inches of vertical lift and is available on both the 3G Storm Series and Pronto R2 power wheelchairs.

Invacare is committed to meeting the needs of this demanding market and is constantly looking for ways to improve performance and ultimately enhance the quality of life for consumers, clinicians and rehab equipment providers.

The most recent example of this commitment to the Tarsys Series of products is the Power Tilt Only (PTO) featured on page 11. This product is designed with revolutionary weight-shifting technology and easily attaches to any new or existing Invacare Storm Series adjustable seat and back angle (ASBA) seat frame or the base frame of the Invacare Pronto R2 power wheelchair.




ISO 9001 Certification: Invacare's reputation as a manufacturer in the global marketplace promises to be strengthened by our ISO 9001 certification. This series of international standards for quality management and assurance will help Invacare continue to improve in everything we do.



Invacare® Tarsys® 2GT™ Power Tilt Seating System

Introduced in 1997, the Weight-Shifting Basic Tilt literally changed the face of power tilt. This well-proven technology has now become the foundation of the Tarsys 2GT (patent pending) power tilt seating system. The 2GT shifts the pivot point forward as the chair tilts. This maintains stability in the tilted position and creates a more compact footprint, with improved overall driving performance.

FEATURES

- Weight-shifting technology reduces turning radius
- Optional active anti-tippers extend to add stability in fully tilted position (standard with vent tray)
- Lowest seat-to-floor height: 18.5" (RWD base) and 19.25" (FWD base) at 0° tilt
- Channel-extruded back canes interface with curved and profile backs
- Round canes (7/8") available for use with aftermarket backs
- Standard 250-lb. weight capacity (with an additional 350-lb. Heavy-Duty package)* 
- Full compatibility with Invacare® 2G and 3G Storm Series® Arrow®, Ranger X™ and Torque™ SP power bases and Invacare® Arrow® FWD power base
- Tilt angle of up to 50° ensures weight transfer from seat to back for excellent pressure relief
- Standard high-amp toggle provides flexible control of the tilt operation
- Optional TAC (two-actuator control) upgrade offers through-the-driver control operation
- Flip-back, removable arms for easier transfers
- Static back-angle adjustment from 90° to 115° in 5° increments
- Dramatically improved aesthetics and incredibly clean design
- Seat frame is adjustable in width and depth to facilitate seating changes
- Fully modular system with ventilator tray, power-elevating legrests and/or power-recline options can be added if needed
- New curved back has been redesigned to feature a deeper and more contoured shape for more support


*Heavy-Duty Arrow power base required.



As the Invacare 2GT tilts from 0° to 50°, the system shifts along the base and optional active anti-tippers are extended to help maintain stability.



The 2GT easily interfaces with the Invacare Storm Series Arrow FWD power base (shown in full tilt).



Back angle can be adjusted from 90° to 115° in 5° increments.



Articulating ventilator tray can easily be added to any 3G Storm Series base or the Arrow FWD base.



Standard on the 2GT, the slim and flexible single-function toggle provides easy control of the tilt and drive lockout indicator. For through-the-driver control operation, upgrade to the TAC (two-actuator control).




In addition to the standard channel-extruded canes for the curved ABS and profile backs, optional 1/8" canes can be ordered for the 2GT. These traditional round canes are intended to interface with aftermarket seating and still allow use of the optional ventilator tray. Featuring a new low back height of 20" overall.



Invacare® Tarsys® 2GR™ Power Recline Seating System

The Tarsys 2GR is a great advancement in power recline seating systems. Superior recline technology shifts the position of the seat on the base to ensure stability and optimize weight distribution at all times. This means the 2GR provides exceptional pressure relief while delivering the utmost maneuverability. With this technology, you will never again have to decide between comfort and accessibility.

FEATURES

- Weight-shifting technology reduces turning radius
- Optional active anti-tippers extend to add stability in fully reclined position (standard with vent tray)
- Lowest seat-to-floor height: 18.5" (RWD base) and 19.25" (FWD base) at 0° tilt
- Back canes incorporate channels for easy accessory attachment, adjustability and a cleaner style
- Standard 250-lb. weight capacity (with an optional 350-lb. Heavy-Duty package)* 
- Full compatibility with Invacare® 2G & 3G Storm Series® Arrow®, Ranger X™ and Torque™ SP power bases and Invacare® Arrow® FWD power base
- Standard TAC (two-actuator control) provides the option of control through the 4-way toggle or driver control with a simple programming selection
- TAC features two mono ports for use of standard ability switches to control recline functions
- Full recline range from 90° up to 175° for exceptional pressure relief
- Fixed seat tilt of 0° to 10° in 5° increments
- Power Shear Reduction (VSR) to minimize shear and optimize position retention while reclining
- New arm pad design offers 4" of height adjustment and support at the elbow for better arm stability
- Seat frame features adjustable width and depth to facilitate seating changes
- Fully modular system allows ventilator tray or power tilt options to be added if needed
- Mechanically elevating legrest system and independent power elevating legrests are available**

*Heavy-Duty Arrow power base required.

**Requires upgrade to TRCM control.



As the Invacare 2GR reclines from 90° to 175°, the system shifts along the base and optional active anti-tippers are extended to help maintain stability.



The 2GR easily interfaces with the Invacare Storm Series Arrow FWD power base (shown in full recline).



Back cane design allows for the simple attachment and height adjustment of accessories.



Articulating ventilator tray can be easily added to any 3G Storm Series base or the Arrow FWD base.



Standard on the 2GR is the mechanically elevating legrest system, which consists of two push rods acting with the recline motion to elevate the legrests. This system interfaces with either the Genius articulating/elevating legrests or the AT5544 basic elevating legrests. To elevate the legrests without reclining, upgrade to the power-elevating legrests.




Standard on the 2GR, the TAC (two-actuator control) provides control of any combination of two actuators through a variety of options: 1) Through-the-driver control – accomplished through programming of the MKIV™ with no additional components. 2) 4-way toggle – provides user control or can act as an attendant control. 3) Any two ability switches – can be plugged into the mono jacks on the TAC to control the actuators. The TAC also can be programmed to limit the tilt/recline range, drive lockout, acceleration, deceleration and actuator speed.



Invacare® Tarsys® 2GTR™ Power Tilt and Recline Seating System

The Tarsys 2GTR (patent pending) combines the clinically impactful benefits of tilt and recline unlike any other system before. With its incomparable maneuverability, the 2GTR is able to go beyond the normal limits, so it can actually fit into the consumer's life. Combined with the TRCM, the 2GTR is the most flexible powered seating system in the industry.

FEATURES

- Seating system mounted rearward to improve overall length (see specific dimensions on page 10)
- Optional active anti-tippers extend to add stability in fully tilted/reclined position (standard with vent tray)
- Lowest seat-to-floor height: 18.5" (RWD base) and 19.25" (FWD base) at 0° tilt
- Back canes incorporate channels for easy accessory attachment, adjustability and a cleaner style
- Standard 250-lb. weight capacity (with an optional 350-lb. Heavy-Duty package)* 
- Full compatibility with Invacare® 2G and 3G Storm Series® Arrow®, Ranger X™ and Torque™ SP power bases and Invacare® Arrow® FWD power base
- Standard TRCM (Tilt Recline Control Module) provides the option of control through the 4-way toggle or driver control with a simple programming selection
- TRCM is a multi-actuator controller with the ability to operate up to 5 separate actuators or seat functions
- Full recline range from 90° up to 175° and a tilt range from 0° up to 45° or 5° up to 50°
- Power Shear Reduction (VSR) is adjustable from 3" to 5" to minimize shear and optimize position retention while reclining
- New arm pad design offers 4" of height adjustment and support at the elbow for better arm stability
- Arm height adjusts from 9" to 13"
- Width and depth of seat frame adjust to facilitate seating changes
- Mechanically elevating legrest system and independent power-elevating legrests are available

*Heavy-Duty Arrow power base required.



As the Invacare 2GTR tilts from 0° to 50° and reclines from 90° to 175°, the system shifts along the base and optional active anti-tippers are extended to help maintain stability.



The 2GTR easily interfaces with the Invacare Storm Series Arrow FWD power base (shown in full tilt/recline).



Seating system is mounted rearward to improve overall length. Articulating ventilator tray can be easily added to any 3G Storm Series base or the Arrow FWD base. Active anti-tippers are standard with vent tray.



Standard on the 2GTR is the mechanically elevating legrest system, which consists of two push rods acting with the recline motion to elevate the legrests. The system will interface with either the Genius articulating/elevating legrests or the AT5544 basic elevating legrests. To elevate the legrests without reclining, upgrade to the power-elevating legrests.



Power-elevating legrests are available as an option on the 2GT, 2GR and 2GTR, featuring anti-rotational footplate design, actuator built into the legrests, low-profile mounting, easy swing-away and disconnect.



Standard on the 2GTR, the TRCM (Tilt Recline Control Module) provides control of any combination of five actuators through a variety of options: 1) Through-the-driver control – Accomplished through programming of the MKIV, with no additional components. 2) 4-way toggle – Provides consumer control or can act as an attendant control. The TRCM can be programmed to limit the tilt/recline range, drive lockout, acceleration, deceleration and actuator speed.

2G Tilt and Recline Specifications

Dimensions	FWD	RWD
Seat width*	16"-22"	16"-22"
Seat depth	16"-22"	16"-22"
Back height (cane)	20"-26"	20"-26"
Overall width	25.25"	24.75"
Overall length (from headtube to active anti-tipper)		Short Long
With vent tray	37"	38.5" 41.5"
Without vent tray	34"	31.5" 34.5"
Overall height (to top of 22" cane)	41.25"	40.5"
Seat-to-floor height (based on 16" depth)		
At 0°	19.25"	18.5"
At 5°	20.25"	19.5"
Weight capacity – consumer		
With vent tray	185 lb. / 285 lb. with HD pkg.	185 lb. / 285 lb. with HD pkg.
Without vent tray	250 lb. / 350 lb. with HD pkg.	250 lb. / 350 lb. with HD pkg.
Product weight		
Without base	105 lb.	105 lb.
With base (not including batteries)	300 lb.	260 lb.
Electronics	Standard	Optional
2GT	single toggle	TAC
2GR	TAC	TRCM
2GTR	TRCM	n/a

Back height	Actual back material height			
	Tilt only Curved ABS [†]	Profile	Recline/VSR Curved ABS [‡]	Profile
20"	16.25"	n/a	11.25"	n/a
21"	17.25"	n/a	12.25"	n/a
22"	18.25"	n/a	13.25"	n/a
23"	19.25"	16"	14.25"	n/a
24"	20.25"	18"	15.25"	n/a
25"	21.25"	n/a	16.25"	16"

* 23" and 24" available through special order.

† On the 2GT, there is a 3.75" gap from the seat pan to the bottom of the back. This allows for the cushion and cannot be reduced.

‡ On the 2GR and 2GTR, there is an 8.75" gap from the seat pan to the bottom of the back cushion. This allows for 5" of VSR movement plus 3.75" to the back-cane pivot point. This can be reduced by ordering a special longer back but will limit the VSR movement.

Overall Length

The following dimensions were measured from the front of the seat pan to the rear of the anti-tippers.

	Seat Depths				
	16"	17"	18"	19"	20"
Short Base					
GB motors with 2GT or 2GTR	29.25"	30.25"	30.25"	31.25"	32.25"
GB motors with 2GR	29.25"	30.25"	30.25"	31.25"	31.25"
4-Pole motors with 2GT or 2GTR	29.25"	29.25"	29.25"	30.25"	31.25"
4-Pole motors with 2GR	29.25"	29.25"	29.25"	30.25"	31.25"
Long Base					
GB motors with 2GT or 2GTR	33.25"	34.25"	34.25"	35.25"	36.25"
GB motors with 2GR	33.25"	34.25"	34.75"	35.75"	36.75"
4-Pole motors with 2GT or 2GTR	32.25"	33.25"	33.25"	34.25"	35.25"
4-Pole motors with 2GR	32.75"	33.75"	34.75"	35.75"	36.75"

The following dimensions need to be added to the above in order to obtain overall length for the various options on chair.

Option	Add
Extended anti-tippers	4.5"
Extended anti-tippers and ventilator tray*	12"
Center Pivot Style Front Riggings	
70NHD- 70° swingaway footrests	11.5"
70STAPER- 70° tapered footrests	10"
AT5544- Elevating legrests	15"
ELRPW- Powered elevating/articulating legrests	14.5"
Pin Style Front Riggings	
PW93- swingaway footrests	14.5"

* Extended anti-tippers come standard with ventilator tray.



Tarsys® PTO for 3G Storm Series®.



Tarsys® PTO for Pronto™ R2.

Invacare® Tarsys® Power Tilt Only (PTO) Seating System

The Tarsys Power Tilt Only (PTO) Seating System is the newest addition in the Invacare® Tarsys® Series powered seating systems. Designed with revolutionary weight-shifting technology, the PTO redefines power tilt performance by shifting the seat forward as the seat tilts. This optimizes stability, creates a more compact footprint and enhances the overall performance and look of the chair.

The PTO is available on Invacare® 3rd Generation (3G) Storm Series® (Arrow®, Ranger X™, Torque™ SP) and Invacare® Pronto™ R2 power wheelchairs and can be easily retrofitted.

HIGHLIGHTS

- System easily attaches between any new or existing Storm Series adjustable seat and back angle (ASBA) seat frame, and to the base frame of the Pronto_{R2}
- Available with deeper contoured 2G curved back, or back canes only
- New single function toggle offers a smaller size while retaining the drive lockout indicator
- Seat adjusts rearward as seat depth grows, optimizing overall length and center-of-gravity
- Low seat-to-floor height of 19" (Storm Series and Pronto_{R2}) at lowest tilt angle for improved accessibility



Invacare® Tarsys® PTO Seating System for 3G Storm Series® Power Wheelchairs

For consumers whose functional needs can be satisfied by basic tilt, either through a direct toggle or a joystick control, the Tarsys Power Tilt Only (PTO) seating system is an ideal entry-level option. PTO is designed to fit on any new or existing Storm Series style seat, providing solutions for consumers from pediatric to adult.

FEATURES

- Weight-shifting system maintains stability and optimizes base performance by eliminating front loading
- No ground clearance reduction, so terrain access is maintained
- Up to 50° tilt angle ensures weight transfer from seat to back for pressure relief (see above)
- No unsightly hardware to detract from the clean, uncluttered appearance and style
- Full range of front riggings meets individual needs
- For use with a ventilator tray, power elevating legrests or a powered recline, refer to the 2G Tilt and Recline Seating Systems for Storm Series bases (pages 4-10)



Interfaces easily with the Storm Series ASBA seat.

Specifications

Dimensions	
Overall	
Seat width	12"-22" in 1" increments
Seat depth	12"-22" in 1" increments
Length	45" with standard front riggings
Width	25" seat < 18"
Weight Capacity	
Standard	250 lb.
2G/3G Torque SP	200 lb. with MKIV RII electronics
Front seat-to-floor heights	
0° tilt	19"
5° tilt	20" with 16" seat depth
Back options	
Curved ABS back and back post only*	

* For seat widths of 12" - 15", no curved back available.



Seat sizes from 12" x 12" to 22" x 22" in 1" increments.*

*Seat frame for pediatric sizes are adjustable up to 16" x 16".



Tilt range up to 50° ensures weight transfers for excellent pressure relief.

Invacare® Tarsys® PTO Seating System for Invacare® Pronto™ R2 Power Wheelchair

For those who need to drive where space is limited, the maneuverable Invacare Pronto_{R2} power chair has always been a great choice. Combined with the Tarsys Power Tilt Only (PTO) seating system, featuring revolutionary weight-shifting technology, the Pronto continues to provide a compact footprint and maintains its style and maneuverability.

FEATURES

- MKIV™ RII electronics standard, with the MKIVA level as an option
- Pronto_{R2} base maintains stability and optimizes obstacle handling with the Hexaflex™ system, providing rock-steady maneuverability with no “scrubbing”
- Four exciting shroud colors give the Pronto_{R2} a stylish, clean appearance
- Obstacle handling up to 2.5" with the 12" wheel and up to 3" with the 14" wheel
- Can be operated through the joystick with the option of MKIV A electronics and the I815M4 variable speed recliner control
- 250 lb. weight capacity with the durable 4-Pole motors
- Up to 50° tilt angle ensures weight transfer from seat to back or pressure relief (see above)
- For use with a ventilator tray, power elevating legrests or a powered recline, refer to the 2G Tilt and Recline seating systems for Storm Series® bases (pages 4-10)



Interfaces easily with the Storm Series® ASBA seat.

Specifications

Dimensions	
Overall	
Seat width	14"-22" in 1" increments
Seat depth	14"-22" in 1" increments
Length	43.5" with standard front riggings
Width	25" seat < 18"
Front seat-to-floor heights	
0° tilt	19"
5° tilt	20" with 16" seat depth
Back options	
Curved ABS back and back post only*	
Maximum speed**	5.5 mph with 12" drive 6.5 mph with 14" drive
Front turning radius	as low as 19"

* For seat widths of 12" - 15", no curved back available.

** Pronto_{R2} comes standard with 4-Pole motors.

Style

Beautiful high gloss shrouds with color molded into the shrouds complete the look of the Invacare Pronto_{R2}.



Liquid Black - LBK

Candy Apple Red - CRD

Ocean Blue - OBL

Emerald Green - EGR



Invacare® Tarsys® Elevating Seat for 3G Storm Series® Power Wheelchairs

Designed to provide consumers with improved independence and assistance to perform daily living activities, such as transfer assistance or reaching for objects on shelves, the Tarsys® Elevating Seat is a long-awaited necessity. The Tarsys Elevating Seat is incorporated into the Invacare® 3G Storm Series® power wheelchair bases (Arrow®, Ranger X™ and Torque™ SP). In addition, the Elevating Seat can be ordered with the Tarsys® Power Tilt Only (PTO) powered seating system, providing a multi-functional solution.

FEATURES

- Assists in making transfers safer and easier as well as enhancing many social/psychological experiences
- Provides up to 6 inches of vertical lift
- Low seat-to-floor height of 19 inches and 20 inches with PTO (optional) at 0 degrees of tilt
- Driving while elevated at an automatically reduced speed of 20% of the maximum for added stability
- Raised and lowered through a toggle switch mounted to the seat armrest (standard), or with TAC, through the joystick (optional—available with MKIV™ A electronics)
- Available with either ASBA or van seat

Specifications

Dimensions

Overall

Seat width	12" – 15",* 16" – 22" (1" increments)
Seat depth	12" – 15",* 16" – 22" (1" increments)
Length	45" with standard front riggings
Width	25" seat < 18"

Front seat-to-floor height**

Standard	19"
With PTO	20"

Consumer weight capacity

Standard	300 lb.
With PTO	250 lb.

*Elevating Set is available in Junior set sizes (12"-15") through specials. Elevating and PTO are not available in Junior sizes.

** Measured w/ASBA seat at 0° tilt and 12" drive wheels.



Fully elevated.



Fully elevated with with PTO at 20° of tilt.



Invacare® Tarsys® Elevating Seat for Invacare® Pronto™ R2 Power Wheelchair

Designed to provide consumers with assistance to daily living activities, such as transfer assistance or reaching for objects on shelves, the Tarsys® Elevating Seat is a long-awaited necessity. The Elevating Seat is incorporated into the Invacare® Pronto™ R2 power wheelchair base, a wheelchair that is designed for optimal maneuverability and performance. Thus, this combination makes for a truly functional and practical solution.

FEATURES

- Assists in making transfers safer and easier as well as enhancing many social/psychological experiences
- Provides up to 6 inches of vertical lift
- Low seat-to-floor height of 18 inches at 0 degrees of tilt
- Driving while elevated at an automatically reduced speed of 20% of the maximum for added stability
- Raised and lowered through a toggle switch mounted to the seat armrest
- MKIV™ RII electronics (standard), with an upgrade to MKIVA (optional)
- Available with either ASBA or van seat

Specifications

Dimensions

Overall

Seat width	16" – 22" (1" increments)
Seat depth	16" – 22" (1" increments)
Length	43.5" with standard front riggings
Width	25" seat < 18"
Front seat-to-floor height*	18"

Maximum speed**

5.5 mph with 12" drive wheels

6.5 mph with 14" drive wheels

Front turning radius

as low as 19"

User weight capacity

300 lb.

* Measured w/ ASBA seat at 0° tilt and 12" drive wheels.

** 4-Pole motors are standard.



Fully elevated with van seat and 14" drive wheels.



Fully elevated with ASBA seat and 12" drive wheels.



Yes, you can.™

Technical Advice

Operating the 2GT Tilt and Recline functions through MKIV™ electronics



Tarsys 2GT™ Power Tilt Seating System

FOR THE TARSYS 2GT TILT SYSTEM

The 2GT is a one-actuator system that comes with the single-function toggle as the standard electronics. For operation through the driver control or ability switches, upgrade to the TAC.



Tarsys 2GR™ Power Recline Seating System

FOR THE TARSYS 2GR RECLINE SYSTEM

The 2GR has two actuators: one for recline and one for VSR (Power Shear Reduction). The new TAC (two-actuator control) is standard on the 2GR and allows operation of the recline and VSR through the 4-way toggle, through the driver control, or with standard ability switches, with no need for additional components.

Operation through the driver control requires programming of the MKIV, while ability switches can be plugged directly in to the TAC's 1/8" mono jacks. With either option, the 4-way toggle should still be used as an attendant control and drive lockout indicator. If power-elevating legrests are needed, you must upgrade to the TRCM.



Tarsys 2GTR™ Power Tilt and Recline Seating System

FOR THE TARSYS 2GTR TILT AND RECLINE SYSTEM

The 2GTR is a multi-actuator system which can interface with tilt, recline, VSR (Power Shear Reduction) and optional powered leg actuators. The standard TRCM (Tilt Recline Control Module) permits driver-control operation simply by programming the MKIV. The system can also be operated through the 4-way toggle or any MKIVA-level driver control, with no need for additional parts.

When the chair is operated through the driver control, the 4-way toggle should be used as an attendant control and as a drive lockout indicator. To control using standard ability switches, a switch adapter such as the Tash CA5 or ASL 502 can be plugged in to the TRCM's D-9 port, allowing control of tilt/recline by up to 4 switches.

Tarsys 2G Tilt and Recline Specials*

Due to the nature of providing custom rehab products, we realize that at times your consumers may have needs outside of our standard product offering. We can accommodate some of these custom configurations through our Specials Department. Below are a few common specials. Please contact Invacare Customer Service for specific availability, pricing and lead times.

Specials number	Product	Application
SM-011203084006	2GR, 2GTR	For consumers who require fuller back support, the VSR actuator can be limited in range to allow the Curved ABS back to be made longer. (Provide actual length of ABS back needed. This will reduce VSR travel from 5".)
C-010418024954	2GR, 2GTR	For consumers who require full/custom back support, the VSR actuator can be removed and round canes used to interface with aftermarket backs.
SM200109053220	2GT, 2GR, 2GTR	To achieved widths of 23" or 24".
SM010524104826	2GT	For consumers who require a round back cane height shorter than 20".
C-200410040947	PTO on Pronto _{R2}	For consumers who prefer the center-pivot style front riggings.

*May not be available with some configurations.

Invacare Corporation
www.invacare.com

USA

One Invacare Way
Elyria, Ohio
44035-4190
(800) 333-6900

Canada

570 Matheson Blvd. E.
Unit 8
Mississauga, Ontario
L4Z 4G4 Canada
(800) 668-5324

Invacare, Arrow, Storm Series and Tarsys are registered trademarks and Yes, you can., 2GT, 2GR, 2GTR, HexaFlex, Pronto, Ranger X, Torque, MKIV and TT design are trademarks of Invacare Corporation. Specifications are subject to change without notification.

© 2002

Invacare Corporation
Form No. 00-313
Rev. 09/02



"Invacare says 'Yes, you can,'" and I couldn't have said it better myself."