

INVACARE® CANADA AQUATEC® COMMUNDES



AQUATEC®

INVACARE

Yes, you can.®

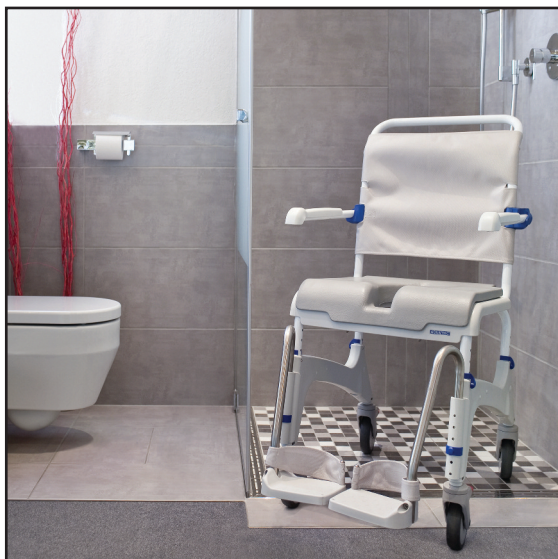


Yes, you can.®

Aquatec Shower Commodes offer superior function, maximum adjustability and an enhanced quality of care. Aquatec commodes feature an innovative design that is ideal for independent users and also in a caregiver setting.

For safe and proper use:

- Ensure that the wheels are locked when transferring
- Follow Aquatec's care instructions to keep your commode clean
- Only use indoors



Aquatec, your first choice for safety and reliability!

Aquatec® Shower Commodes



Ocean Standard/Ocean SP

Model no. OCEAN Standard

Model no. OCEANSP Self Propelled

The multi-functional Ocean Standard and Ocean SP commodes are designed for institutional or home care applications. The versatile Ocean can be used as a commode chair, shower chair and hygiene transfer aid. The Ocean SP version also features 24" rear wheels making it ideal for self-propelling.

Features

- Tool-free seat height adjustment range of 5" to fit over most toilets
- Removable, height-adjustable, swing-away footrests with adjustable heel loops
- Easy to clean smooth surfaces, detachable seat and tension adjustable, machine-washable backrest
- Four, 5" locking casters with one directional lock
- Rust-proof, stainless steel frame
- Collection pan with lid included
- SP model includes 24" rear wheels with stainless steel wheel locks and quick release axles

Specifications

| | Standard | SP |
|------------------------------|-----------------|----------------|
| Model | OCEAN | OCEANSP |
| Seat Depth | 18" | 18" |
| Seat Width | 19" | 19" |
| Seat Height | 19" - 24" | 19" - 24" |
| Overall Width | 22" | 26 ½" |
| Overall Length | 36 ½" | 41 ½" |
| Seat to Floor | 19" - 24" | 19" - 24" |
| Height Under Seat with Pan | 13 ½" - 18 ½" | 13 ½" - 18 ½" |
| Overall Height | 38" - 43" | 38" - 43" |
| Width Between Armrests | 18" | 18" |
| Distance Between Rear Wheels | 21" | 21" |
| Weight Capacity (lbs.) | 330 | 330 |
| Product Weight (lbs.) | 32 | 43 |



The XL offers 3" of additional space between the armrests

Ocean XL

Model no: OCEANXL

The multi-functional Ocean XL has all of the great features of the Ocean Standard model with 3" of additional space between the armrests and an increased weight capacity of 396 lbs.

Features

- Sturdy stainless steel frame features a 22" wide backrest, reinforced caster holders and stabilization tube
- Tool-free seat height adjustment range of 5" to fit over most toilets
- Removable height-adjustable swing-away footrests with adjustable heel loops
- Easy to clean smooth surfaces, detachable seat and tension-adjustable, machine-washable backrest
- Four, 5" locking casters with one directional lock
- Rust-proof, stainless steel frame
- Collection pan with lid included

Specifications

| | Ocean XL OCEANXL |
|------------------------------|-----------------------------|
| Model | Ocean XL OCEANXL |
| Seat Depth | 18" |
| Seat Width | 19" |
| Seat Height | 19" - 24" |
| Overall Width | 25" |
| Overall Length | 35" |
| Seat to Floor | 19" - 24" |
| Height Under Seat with Pan | 13 ½" - 18 ½" |
| Overall Height | 38" - 43" |
| Width Between Armrests | 21" |
| Distance Between Rear Wheels | 21" |
| Weight Capacity (lbs.) | 396 |
| Product Weight (lbs.) | 32 |



Ocean VIP Tilt and Soft Seat

Model no: 1470793KIT

The Ocean VIP Tilt shower commode offers maximum versatility with a stainless steel frame, up to 4" of seat height adjustments and advanced tilting function.

Features

- 35° posterior tilt
- Capability for multiple adjustments to accommodate varying client needs
- Easy to clean smooth surfaces, detachable seat and tension-adjustable, machine-washable backrest
- Swing-away, angle adjustable footplates with heel loops
- Height and depth adjustable headrest
- Armrest can be mounted in 2 different heights: 8" and 9 ½" from the seat
- Soft seat with hygiene recess, collection pan and adjustable headrest included

Specifications

| | Ocean VIP 1470793KIT |
|------------------------------|---------------------------------|
| Model | 1470793KIT |
| Seat Depth | 18" |
| Seat Width | 19 ½" |
| Seat Height | 19 ½" - 23 ½" |
| Overall Width | 22 ½" |
| Overall Length | 41 ½" |
| Height Under Seat with Pan | 13 ½" - 18 ½" |
| Overall Height | 43" - 47" |
| Width Between Armrests | 18" |
| Distance Between Rear Wheels | 28" - 34" |
| Maximum Posterior Tilt | 35° |
| Maximum Anterior Tilt | 5° |
| Weight Capacity (lbs.) | 330 |
| Product Weight (lbs.) | 47 |



Ocean E-VIP Power Height and Tilt

Model no: OCEANEVIP

Designed with the caregiver in mind, the Ocean E-VIP focuses on the safety of the caregiver while providing a secure, non-invasive hygiene experience for the user. The E-VIP's fully powered functions provide smooth, fluid control, through a full range of tilt and height adjustments. Adjustable foot, head and back rests, removable hygiene components, waterproof electronics and stainless steel construction makes care and cleaning for a range of users simple and easy.

Features

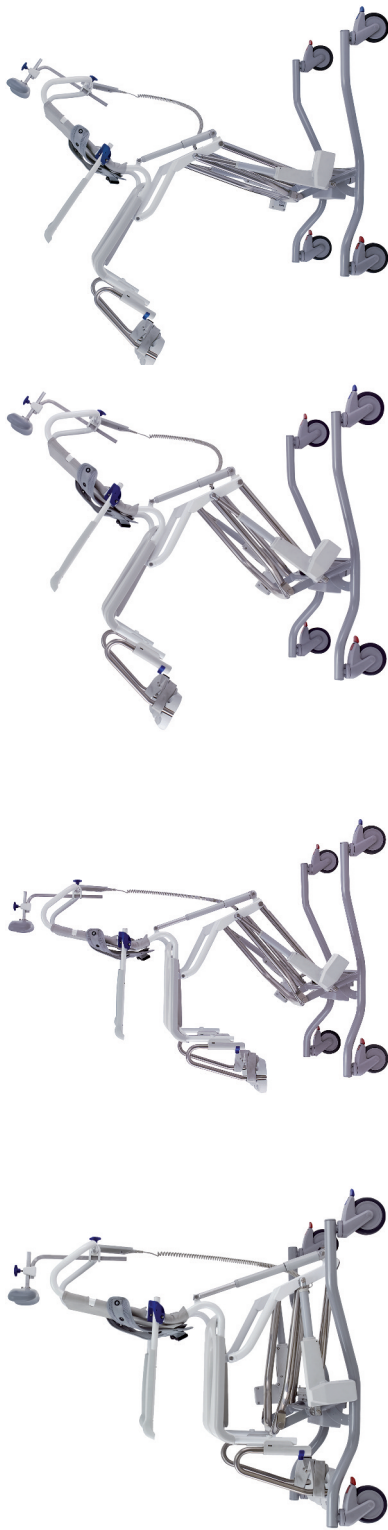
- Power adjustable tilting angle -5° to 35° provide a safe seating and repositioning for users with limited weight bearing control and stability
- Seat height is power adjustable between 20" - 41"
- Water-tight power components and stainless steel frame make it possible to clean the complete chair in an institutional washing machine up to 85°C*
- Battery capacity for 40 complete lifting cycles with full load
- Comes complete with adjustable headrest, padded chest belt, collection pan and soft seat
- Compatible with most Ocean/Ocean VIP accessories*

*Except reclining backrest and anti-tippers

Specifications

| | Ocean E-VIP OCEANEVIP |
|-----------------------------------|----------------------------------|
| Model | |
| Seat Depth | 18" |
| Seat Width | 19" |
| Seat Height | 20" - 41" |
| Overall Width | 29" |
| Overall Length | 40" |
| Height Under Seat with Pan | 13 ½" - 18" |
| Overall Height (Without Headrest) | 42" - 64" |
| Width Between Armrests | 18" |
| Distance Between Rear Wheels | 25" |
| Maximum Posterior Tilt | 35° |
| Maximum Anterior Tilt | 5° |
| Weight Capacity (lbs.) | 330 |
| Product Weight (lbs.) | 86 |

E-VIP Power Height and Tilt Shower Commode



Lifting, transferring and daily hygiene practices are commonly the cause of injury of the caregiver. The Aquatec Ocean E-VIP's height and tilt adjustment enable multiple positioning possibilities. Fully powered operation provides smooth, fluid and precise control, ensuring the safety, comfort and convenience of both the user and caregiver. The E-VIP ensures surface to surface transfer heights are easily accommodated, client re-positioning is smooth and secure, and hygiene and care is performed at safe working height.

Accessories




Sanitary Collection Pan with Lid

Model no. 10230
Available for all Ocean models
Lid only - model no. 1541289



Hygiene Back Support

Contoured back support is easy to use and clean, as well as ergonomically shaped to fit all users.
Model no. 1575299
Available for Ocean Standard, SP, VIP, E-VIP only



Special Soft Seat

Soft, ergonomic watertight surface with a non-slip textured surface and GoreTex® membrane.
Model no. 1531259
Available for Ocean Standard, XL, VIP, E-VIP only



Hygiene Recess

Soft Seat

With hygiene recess.
Model no. 16341
Available with Ocean Standard, SP, XL, E-VIP only
Model no. 1470075



Toileting Recess

Available for Ocean VIP only

With toileting recess.

Model no. 16342

Available for Ocean Standard, SP, XL, E-VIP only



Insert for Soft Seat

For soft seat with hygiene recess.
Model no. 16343
Available for all Ocean models



Calf Support with Foot Support

Left or right side. Adjustable in height and angle. Upholstered pads.
Model no. 1546705 (Left), 1546439 (Right)
Available for all Ocean models



Ocean Laterals

Adjustable lateral supports to provides trunk support where upper body control is limited or in question.
Model no. 1535077
Available for all Ocean models



1470078

Safety Bar

For additional security. Easy assembly. Padded grip.
Model No. 10167-10
Available for Ocean Standard, SP, VIP, E-VIP only
Model No. 1470078
Available for Ocean XL only

Accessories



Anti-Tippers

For additional safety.

Model no. 1470833

Available for Ocean VIP only



Reclining Backrest

Two stainless steel gas springs make the step-less adjustment of the reclining backrest easy. Reclines 10°-50°.

Model no. 1470085

Available for Ocean VIP only



XL Backrest

Increases the width of the backrest by 3".

Model no. 1534979 (prior to SN 000014541064 Ocean XL/
000014551780 Ocean)

Model no. 1558847 (after SN 000014541065 Ocean XL/
000014551781 Ocean)

XL Arms

Adds an additional 3" between arms.

Model no. 1470086

Available for Ocean VIP and Ocean E-VIP only



Frontal Splash Guard

Easily fitted. For soft seat with hygiene recess.

Model no. 16511

Available for all Ocean models



Armrest Lock

Locks the armrest in the lower position.

Model no. 16597

Available for Ocean Standard, SP, XL (up to SN 14403119) only

Model no. 1470077

Available for all Ocean Models (after SN 14403200)



Chest Belt/Pelvis Belt

Comfortable, soft, machine washable belts affix easily to enhance patient safety. Adjustable 26.5" - 41".

Model no. 1470081, Chest Belt

Model no. 1470082, Pelvis Belt

Available for all Ocean models

Belt Maintenance

REGULAR CLEANING: Machine wash, hot, 60°C (140°F) using laundry detergent. Tumble dry, or drip dry. Do not iron.

SPECIAL CLEANING: For additional sanitization, the belt can be machine washed, very hot, 70°C (160°F) with bleach.

Ocean Care Instructions

All components, pan, seat and backrest are safe at temperatures of up to 130°F/85°C for 3 minutes. Aquatec Ocean Series commodes are safe for use with commercial ammonia, chlorinated and alkalis disinfectants and cleaners.

Individual parts can be cleaned using all purpose, commercial cleaning agent detergents using a cloth or brush.

Warranty

Aquatec Ocean shower commodes are covered under a two year limited warranty against manufacturing defects. Manufacturer's warranty does not cover normal wear.

All Aquatec Ocean shower commode accessories are covered for a period of one year.



Other Invacare® Products by Aquatec



Bath Lifts

The Aquatec family of bath lifts offers safe lowering and smooth rising into and out of the bathtub.



Aquatec H304 Finesse Raised Toilet Seat

With a sealed waterproof high density foam and 3.5" of additional height, the Finesse provides safe, simple hygiene and enhanced outcomes in patient care.



Glide About Commode

Drop arms for side transfers, four locking swivel casters and adjustable footrests allow the Glide About Commode to accommodate numerous rehabilitation requirements. It is easy to clean and blends into any environment.



Marina Bath Board

Made from durable, yet lightweight plastic, the Marina has been developed to fit most types of baths and provides a stable and ergonomic surface for showering and personal hygiene.



Stileo Suction Grab Bars

Convenient and flexible, Stileo Suction Grab Bars give you all of the support you need, wherever and whenever you need it. Stileo attaches with two high-powered suction cups, providing safety (without the need to drill holes in the wall surface).



H430A Raised Toilet Seat

Designed for non-traditional or elongated bowls, the H430A is a secure, semi-permanent TSR with both height and angle adjustability.

For more information about these, or other Invacare products, please visit www.invacare.ca



Yes, you can.®

Invacare Canada LP

www.invacare.ca

570 Matheson Blvd. E.
Unit 8
Mississauga, Ontario
L4Z 4G4 Canada
(800) 668-5324

All rights reserved.
Trademarks are identified
by the symbols TM, SM and [®].
All trademarks are owned
by or licensed to Invacare
Corporation unless
otherwise noted.

Specifications are subject to
change without notification.

© 2018
Invacare Canada
Form No. 08-648C
Rev 06/18